

BORDER MAKERS

BD-420

BORDER DISC - 1/8 SQ

3 BLADE, ADJ

IMPORTANT! PLEASE READ!

TO OUR CUSTOMER – USER’S RESPONSIBILITY – WARRANTY

TO OUR CUSTOMER

The following pages and illustrations are printed to help supply you with the knowledge to better operate and service your new **DOMRIES** equipment.

We are proud to have you as a customer and feel you will be proud to be a **DOMRIES** owner.

Any piece of equipment needs, and must have a certain amount of service and maintenance to keep it in top running condition. We have attempted to cover all the adjustments required to fit most conditions; however, there may be times special care must be taken to fit a condition.

Study this operator’s manual carefully and become acquainted with all the adjustments and operating procedures before attempting to operate your new equipment. Remember, it is a machine and has been designed and tested to do an efficient job in most operating conditions and will perform in relation to the service it receives.

If special attention is required for some conditions, ask your **DOMRIES** dealer; his Parts and Service Organization will be glad to help and answer any question on operation and service of your new machine.

ATTENTION! BECOME ALERT!

YOUR SAFETY IS INVOLVED

This symbol is used to call your attention to safety precautions that should be followed by the operator to avoid accidents. When you see this symbol – Heed Its Warning.

USER’S RESPONSIBILITY

It is the responsibility of the user to read the Operator’s Manual and understand the safe and correct operating procedures as pertains to the operation of the product, and to lubricate and maintain the product according to the maintenance schedule in the Operator’s Manual.

The user is responsible for inspecting his machine and for having parts repaired or replaced when continued use of the product would cause damage or excessive wear to other parts. It is the user’s responsibility to deliver his machine to a **DOMRIES** dealer, for service or replacement of defective parts which are covered by the standard warranty. When requesting warranty service, you present your copy of delivery record.

MODEL# _____

SERIAL# _____

Safety Precautions



**ATTENTION! BECOME ALBERT!
YOUR SAFETY IS INVOLVED!**

This symbol is used to call your attention to safety precautions. That should be followed by the operator to avoid accidents. When you see this – Heed Its Warning.

Many hours of lost time and much suffering is caused by the failure to practice simple safety rules.

1. **READ** this manual carefully to acquaint your - self with the Disk Harrow. Opening unfamiliar equipment can cause accidents.
2. **LOWER IMPLEMENT** if possible, when adjusting maintenance work; otherwise **BLOCKS IT SECURELY** at a workable height.
3. When Implement and tractor are parked always lower disk to the ground and place a **FLAG OR OTHER WAARMING DEVICE** on each corner as someone could run or bump into the implement.
4. Implement should be **DETACHED ONLY** in an area where Children **DO NOT PLAY**.
5. **DO NOT** wear loose fitting clothing that could catch on various parts.
6. Machinery should be **OPERATED ONLY** by those who are **RESPONSIBLE AND DEEGATED** to do so.
7. **ONLY ONE PERSON** – the operator – should be permitted on the tractor when implement is in operation, he should be thoroughly familiar with tractor and implement.
8. **MAKE CERTAIN** that everyone is in clear before starting tractor and implement combination.
9. **BEFORE WORKING** under the any hydraulically controlled unit IS SURE it is **SECURELY BLOCKED**.
10. **The RATE OF SPEED** on hillsides or curves should be regulated so there is no danger of tipping.
11. **DO Not** drive too close to the edge of a ditch or creek.
12. **REDUCE SPEED** when transporting unit to avoid bouncing and momentary loss of steer ability.
13. **MAKE CERTAIN** tractor is equipped with sufficient front end weight to counter-balance the plow weight and maintain stability of front of tractor.
14. **DO NOT** attempt to operate tractor and implement unless you are in the diver seat.
15. **ALWAYS** place transmission in **PARK or NEUTRAL, LOCK BRAKES,STOP ENGINE AND REMOVE START KEY** before dismounting from the tractor.
16. **NEVER** stand between tractor and disc when hitching.
17. **PROVIDE** a first aid kit. Treat all scratches, cuts, etc. with proper antiseptic immediately.
18. If **DECALS** become damaged or come off, they should be replaced immediately.
19. **REMEMBER** that safe operation is no accident.

ON HIGHWAY OPERATION

- 1.** Use the **SLOW MOVING** vehicle emblem in daytime and approved warning lights at night, or during other periods of poor visibility, to prevent highway accidents.
- 2. COMPLY** with Local highway regulation concerning moving machinery on highways.
- 3. MAINTAIN** complete Control of machines at all times when traveling on the highway.
- 4.** Due to the width of the implement, **US EXTRA CAUTION** on highways, far lanes and when approaching gates.

Domries Enterprises, Inc.

12281 Road 29
Madera, CA 93637



Phone (559) 673-9143

Fax (559) 673-4110

www.domreisentinc.com

WARRANTY

Domries warrant's all products of it's manufacture to be free of defects in material and workmanship under normal usage and maintenance for the period of one year from the date of delivery to the original purchaser.

RETURN GOODS

Domries shall have the option of requiring the prepaid return of any parts claimed defective, however, No parts shall be returned without Domries warranty form with good authorized number. Goods shall be returned to such location as shall be designed by Domries.

Domries will at it's option, either repair or replace, F.O.B. Domries factory. Such parts as appear to to Domries upon inspection, to have been defective in materials and/or workmanship. Wearing parts that are determined to be defective are subject to an adjustment based upon useful life.

REPAIRS

Any field or repairs must have the authorized repair number from Domries before any work is done. Claim for warranty must be made with a Domries warranty form and repair number.

Domries will not accept any charged other than its direct Dealer shop labor costs and part required to remedy such parts and/or workmanship at its Dealer place of business. The WARRANTY specifically excludes any charges for delivery, transportation, and/or shipping cost.

If the dealer is requested by the customer to travel or haul the machine to his shop or repair shop for the purpose of performing a warranty obligation or free inspection, it would be for the customers convenience, and the cost of such a trip is to be paid by the customer. Any arrangement whereby the Dealer agrees to absorb all or a part of the cost is to be made between the Dealer and the Customer. To be considered a courtesy to the Customer by their Dealer.

LIMITED WARRANTY

Outside purchase equipment and accessories (not of Domries manufacture) are warranted only to the extent of the original manufacture's warranty to Domries.

Item limited - Hydraulic cylinders and hose - Bearings - Disc Blades - Wheels - Tires - Tubes - Seals.

No Warranty shall be paid by Domries before the part or parts and labor have been paid to Domries by the manufacturer. Domries shall then compensate the dealer or customer.

NO WARRANTY

(1) New product that has been subjected to operation in excess in recommended capacities, misused, negligence, lack of maintenance or accident or have been altered or repaired in any manner not authorized by Domries.

(2) Sharp turns while machine is ground void warranty, with the exception of a drag disc.

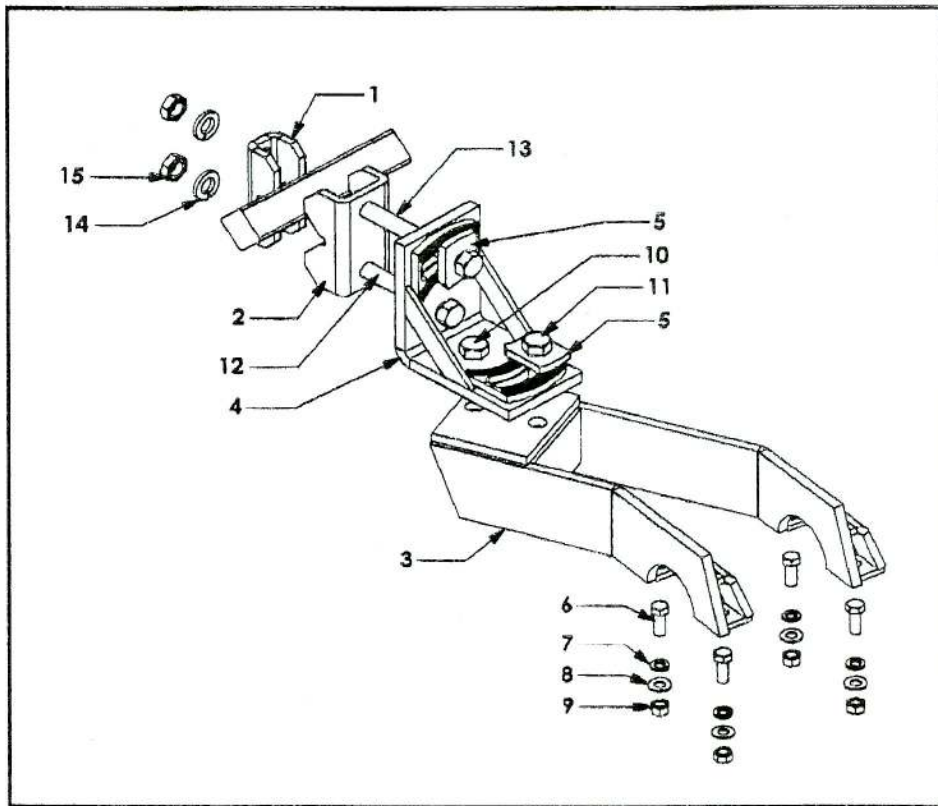
Domries shall in no event be responsible for any delay or any other consequential or indirect damage in connection with fulfilling any obligation under this WARRANTY.

Domries reserves the right to make change at any time in designs, materials and/or specifications of it's product without becoming liable or obligated in any way to make similar changes in previously manufactured products.

This WARRANTY IS IN LIEU OF ALL OTHER WARRANTIES COVERING DOMRIES PRODUCTS and no other Warranties expressed or implied are made or authorized by Domries Enterprises, Inc.

This WARRANTY BECAME EFFECTIVE with shipments made on or after August 1st 1998

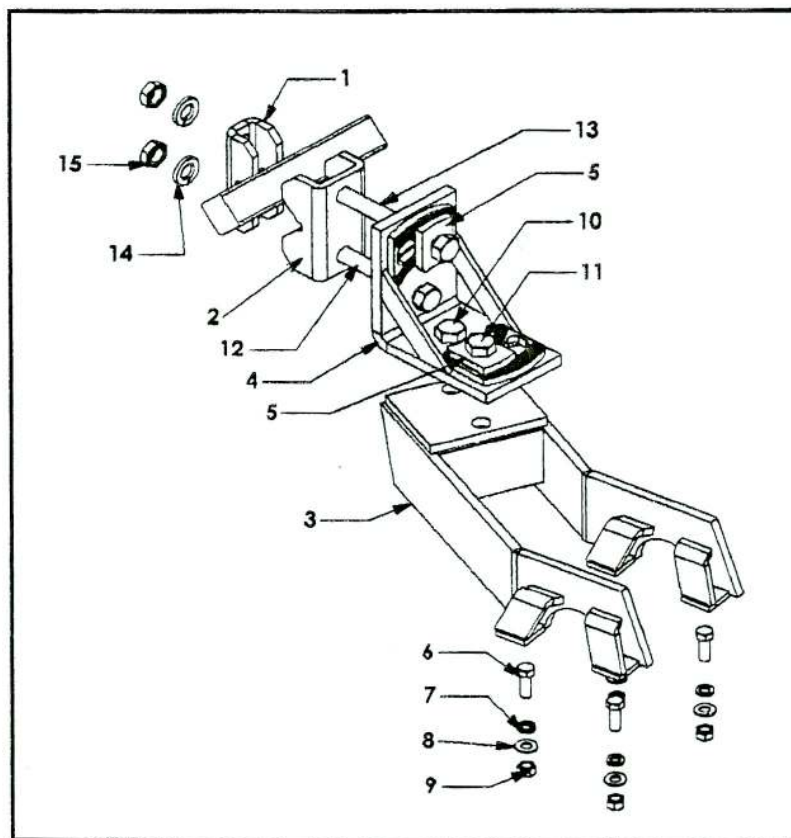
MODEL-BD-420



Ref #	Part #	Main Frame Assembly	Wt./lb	List Price
		(Right Hand)		
1	ACC-4	Cap-Clamp, 2 1/4 sq TB	4.5	
2	ACC-6	Clamp-Wide	5	
3	BD11215	Gang-Frame-R H	57	
4	BD11810	Angle Head	22.1	
5	BD11818	Washer Claw	1.1	
6	CS58134-5	Bolt, 5/8nc x 1-3/4lg	0.3	
7	FW58	Flat Washer 5/8 nom		
8	LW58	Lock Washer Spring, 5/8nom		
9	N58	Nut, 5/8 nc; hex		
10	C1212-5	Bolt, 1"ncx2-1/2lg	0.9	
11	CS1312-5	Bolt, 1"ncx3-1/2lg	1.1	
12	CS1712-5	Bolt, 1"ncx7-1/2lg	2.5	
13	CS19-5	Bolt, 1"ncx9"lg	2.8	
14	LW1	Lock Washer Spring, 1"nom		
15	N1	Nut, 1"nc		

DOMRIES ENTERPRISES INC.
 12281 Road 29
 Madera, California 93638
 Phone (559) 673-9143 Fax (559) 673-4110

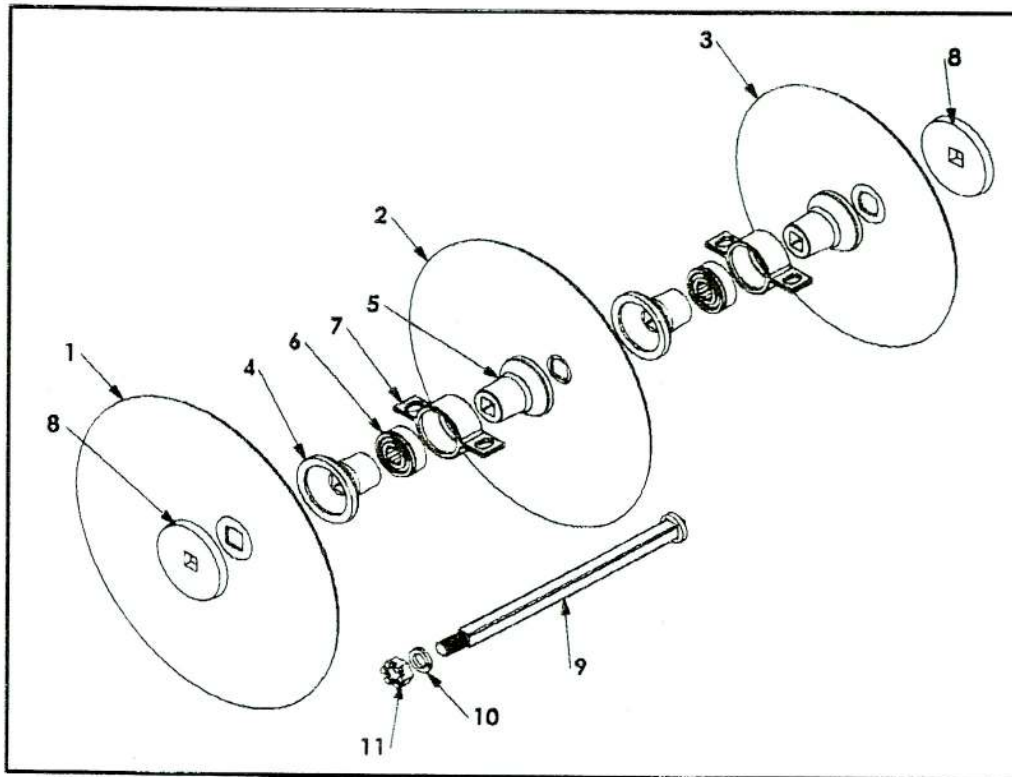
MODEL-BD-420



Ref #	Part #	Main Frame Assembly	Wt./lb	List Price
		(Left Hand)		
1	ACC-4	Cap-Clamp, 2 1/4 sq TB	4.5	
2	ACC-6	Clamp-Wide	5	
3	BD11216	Gang-Frame-L H	57	
4	BD11810	Angle Head	22.1	
5	BD11818	Washer Claw	1.1	
6	CS58134-5	Bolt, 5/8nc x 1-3/4lg	0.3	
7	FW58	Flat Washer 5/8 nom		
8	LW58	Lock Washer Spring, 5/8nom		
9	N58	Nut, 5/8 nc; hex		
10	C1212-5	Bolt, 1"ncx2-1/2lg	0.9	
11	CS1312-5	Bolt, 1"ncx3-1/2lg	1.1	
12	CS1712-5	Bolt, 1"ncx7-1/2lg	2.5	
13	CS19-5	Bolt, 1"ncx9"lg	2.8	
14	LW1	Lock Washer Spring, 1"nom		
15	N1	Nut, 1"nc		

DOMRIES ENTERPRISES INC.
 12281 Road 29
 Madera, California 93638
 Phone (559) 673-9143 Fax (559) 673-4110

MODEL-BD-420



Ref #	Part #	Gang Assembly	Wt./lb	List Price
1	20-5016	24dx7ga std sld edge dsc blade	23.59	
2	20-4431	22dx7ga std sld edge dsc blade	19.44	
3	21-9052	20dx8ga std sld edge dsc blade	14.28	
4	BD-83	Hlf Spool - CCV 1-1/8sq	5	
5	BD-84	Hlf Spool - CVX 1-1/8sq	4	
6	BD-11821	Bearing 1-1/8sq	1.5	
7	BD-11822	Bearing Housing 1-1/8sq	3	
8	J-57-S	End Washer 1-1/8 Universal	5	
9	GR-3S	Gang Rod 1-1/8sq, 3 Blade	7	
10	LW118	Lock Washer-Spring 1-1/8nom	0.1	
11	SN118	Slotted Nut - 1-1/8nc, Hex	0.3	

DOMRIES ENTERPRISES INC.
 12281 Road 29
 Madera, California 93638
 Phone (559) 673-9143 Fax (559) 673-4110